



The Institution of Lighting Engineers

Registered in England No 227499 Registered Charity No 268547 A nominated body of the Engineering Council

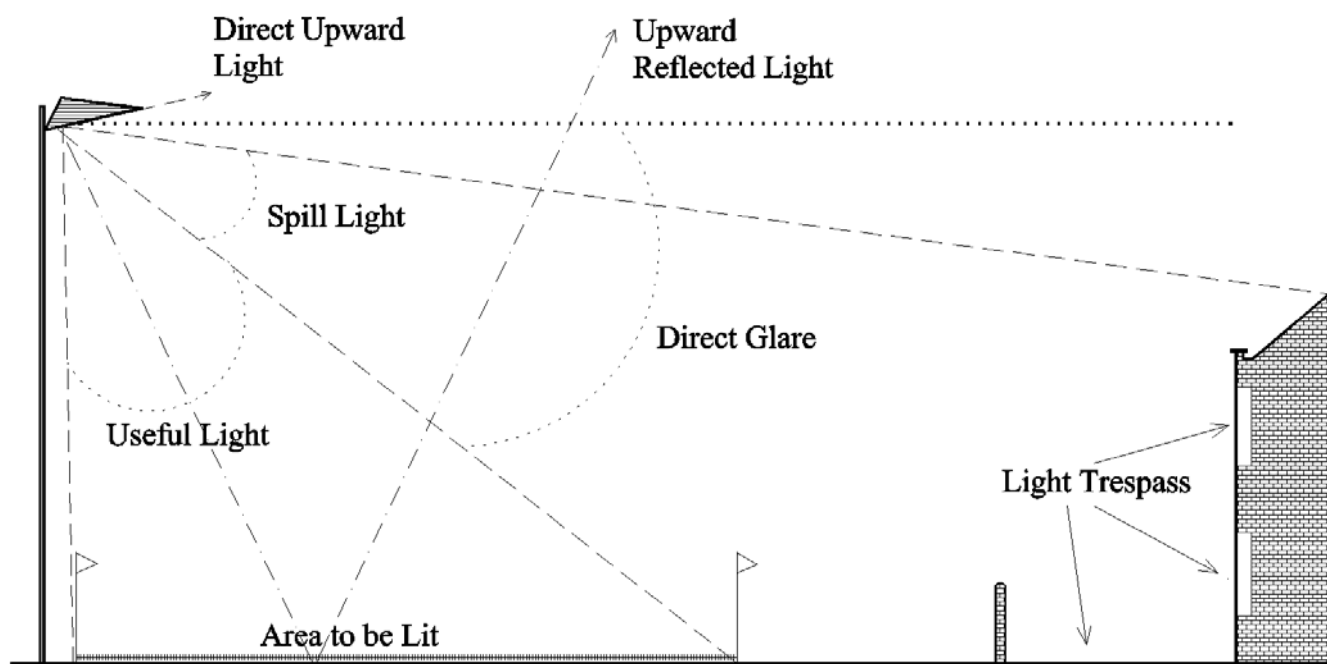
Regent House, Regent Place, Rugby CV21 2PN, United Kingdom

Telephone: +44 (0) 1788 576492 Facsimile: +44 (0)1788 540145

E-mail info@ile.org.uk Website www.ile.org.uk

GUIDANCE NOTES FOR THE REDUCTION OF LIGHT POLLUTION

ALL LIVING THINGS adjust their behaviour according to natural light. Man's invention of artificial light has done much to safeguard and enhance our night-time environment but, if not properly controlled, **obtrusive light** (commonly referred to as light pollution) can present serious physiological and ecological problems.



Light pollution, whether it keeps you awake through a bedroom window or impedes your view of the night sky, is a form of pollution and could be substantially reduced without detriment to the lighting task.

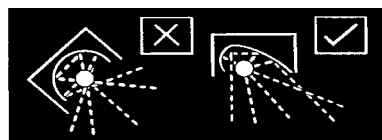
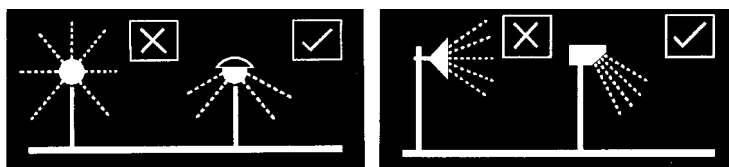
Sky glow, the brightening of the night sky above our towns and cities, **Glare**, the uncomfortable brightness of a light source when viewed against a dark background, and **Light Trespass**, the spilling of light beyond the boundary of the property on which the light source is located, are all forms of obtrusive light. This is not only a nuisance, it wastes electricity and thereby large sums of money, but more importantly it helps destroy the Earth's finite energy resources, resulting in the unnecessary emissions of greenhouse gases.

Listed below are some easy ways to reduce the problems of unnecessary, obtrusive light:

[A1] Do not "over" light. This is a major cause of light pollution and is a waste of money. There are published Standards for most lighting tasks. Organisations from which full details of these standards can be obtained are given on the last page of this leaflet.


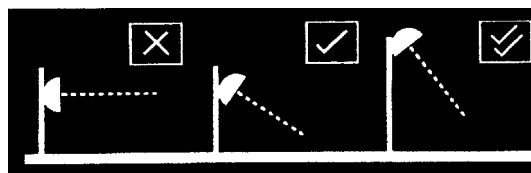
[A2] Switch off lights when not required for safety, security or enhancement of the night-time scene. In this respect one can introduce the concept of a curfew, i.e. a period in which more restrictive controls are applied to obtrusive light. In all new developments there is scope for Local Planning Authorities (LPA's) to impose conditions relating to curfew hours in determining planning applications. For instance, the LPA may determine that non-essential lighting, such as decorative floodlighting, should be switched off between 23.00hours and dawn. In the case of new non-residential developments, LPA's are encouraged to impose such curfews. In determining applications for illuminated advertisements, it is recommended that LPA's impose similar curfew hours. The attachment of domestic security and decorative lighting to residential buildings often does not require planning permission. However, as the floodlights are operational throughout the night it is considered that the after curfew levels of lighting control shown in Table 1 should be used at all times.

[A3] Use specifically designed lighting equipment that minimises the upward spread of light near to, or above the horizontal. Care should be taken when selecting luminaires to ensure that the units chosen will reduce spill light and glare to a minimum. The use of luminaires with double-



asymmetric beams designed so that the front glazing is kept at or near parallel to the surface being lit will assist in the reduction of glare provided the units are correctly aimed. Similarly, modern well-controlled projector type luminaires, which can be aimed very precisely, can give an excellent cut-off beyond the lit area so reducing spill light and glare.

[A4] Keep glare to a minimum by ensuring that the main beam angle of all lights directed towards any potential observer is kept below 70°. Higher mounting heights allow lower main beam angles, which can assist in reducing glare. In areas with low ambient lighting levels, glare can be very obtrusive and extra care should be taken when positioning and aiming lighting equipment. When lighting vertical structures such as advertising signs direct light downwards, wherever possible, to illuminate them not upwards. If there is no alternative to up lighting, then the use of shields, baffles and louvres will help reduce spill light around and over the structure to a minimum.



upwards. If there is no alternative to up lighting, then the use of shields, baffles and louvres will help reduce spill light around and over the structure to a minimum.

[A5] For road lighting installations, light near to and above the horizontal should be minimised to reduce glare and visual intrusion (Note ULRs in Table 1). The use of full horizontal cut off luminaires installed at 0° uplift will minimise visual intrusion within the landscape as well as upward light. However in many urban locations luminaires fitted with a shallow bowl providing good control of light near to and above the horizontal can provide a satisfactory solution whilst maximising the spacing of the luminaires.

ENVIRONMENTAL ZONES:

It is recommended that in their Development Plans, Local Planning Authorities specify the following environmental zones for exterior lighting control.

| Category | Examples |
|---|---|
| E1: Intrinsically dark areas | National Parks, Areas of Outstanding Natural Beauty, etc |
| E2: Low district brightness areas | Rural or small village locations |
| E3: Medium district brightness areas | Small town centres or urban locations |
| E4: High district brightness areas | Town/city centres with high levels of night-time activity |

Where an area to be lit lies on the boundary of two zones or can be observed from another zone, the obtrusive light limitation values used should be those applicable to the most rigorous zone.

| Environmental Zone | Sky Glow ULR [Max %] | Light into Windows E_v [Lux] (1) | | Source Intensity I [kcd] (2) | | Building Luminance Before curfew (3) | |
|--------------------|----------------------|------------------------------------|--------------|------------------------------|--------------|---------------------------------------|--------------------------------------|
| | | Before curfew | After curfew | Before curfew | After curfew | Average, L [cd/m^2] | Maximum L [cd/m^2] |
| E1 | 0 | 2 | 1* | 0 | 0 | 0 | 0 |
| E2 | 2.5 | 5 | 1 | 20 | 0.5 | 5 | 10 |
| E3 | 5.0 | 10 | 2 | 30 | 1.0 | 10 | 60 |
| E4 | 15.0 | 25 | 5 | 30 | 2.5 | 25 | 150 |

- Where:**
- ULR** = **Upward Light Ratio of the Installation** and is the maximum permitted percentage of luminaire flux for the total installation that goes directly into the sky. (formerly UWLR)
 - E_v** = **Vertical Illuminance in Lux normal to glazing**
 - I** = **Light Intensity in Candelas**
 - L** = **Luminance in Candelas per Square Metre**

Notes:

- (1) **Light Into Windows** – These values are suggested maximums and need to take account of existing light trespass at the point of measurement.

* Acceptable from public road lighting installations **ONLY**.

- (2) **Source Intensity** – This applies to each source in the potentially obtrusive direction, *outside* of the area being lit. The figures given are for general guidance only and for some large sports lighting applications with limited mounting heights, may be difficult to achieve. If the aforementioned recommendations are followed then it should be possible to further lower these figures.

- (3) **Building Luminance** – This should be limited to avoid over lighting, and relate to the general district brightness. In this reference building luminance is applicable to buildings directly illuminated as a night-time feature as against the illumination of a building caused by spill light from adjacent floodlights or floodlights fixed to the building but used to light an adjacent area.

These limitations may be supplemented by a Local Planning Authorities own planning guidance for exterior lighting installations and you are therefore recommended to check with the Local Planning Authority before designing or installing any exterior lighting.

RELEVANT PUBLICATIONS AND STANDARDS:

| | | |
|----------------------------|---------|---|
| British Standards: | BS 5489 | Road Lighting. |
| Countryside Commission/DOE | | Lighting in the Countryside: Towards good practice (1997) (<i>Out of Print</i>) |
| CIBSE Lighting Guides: | LC1 | Code for interior lighting (1994) |
| | LG1 | The Industrial Environment (1989) |
| | LG4 | Sports (1990) |
| | LG6 | The Exterior Environment (1992) |
| CIE Publications: | 01 | Guide lines for minimizing Urban Sky Glow near Astronomical Observatories (1980) |
| | 83 | Guide for the lighting of sports events for colour television and film systems (1989) |
| | 92 | Guide for floodlighting (1992) |
| | 115 | Recommendations for the lighting of roads for motor and pedestrian traffic (1995) |
| | 126 | Guidelines for minimizing Skyglow (1997) |
| | 129 | Guide for lighting exterior work areas (1998) |
| | 136 | Guide to the lighting of urban areas (2000) |
| Department of Transport | | Road Lighting and the Environment (1993) (<i>Out of Print</i>) |
| ILE Technical Reports: | TR 5 | Brightness of Illuminated Advertisements (1991) |
| | CP 2 | Lasers, Festival and Entertainment Lighting Code (1995) |
| | TR24 | A Practical Guide to the Development of a Public Lighting Policy for Local Authorities (1999) |
| | | Domestic Security Lighting, Friend or Foe |
| ILE/CIBSE | | Lighting the Environment - A guide to good urban lighting |

USEFUL ADDRESSES:

British Astronomical Association (BAA)
 Burlington House
 Piccadilly
 London, W1V 9AG
 Tel: 020 7734 4145

British Standards Institution (BSI)
 389 Chiswick High Road
 London, W4 4AL
 Tel: 020 8996 9001
 Fax: 020 8996 7001

**Commission for Architecture
 and the Built Environment (CABE)**
 The Tower Block, 16th Floor
 11 York Road,
 London, SE1 7NX
 Tel: 020 7960 2400

**Council for the Protection of
 Rural England (CPRE)**
 Warwick House
 25 Buckingham Palace Road
 London, SW1W 0PP
 Tel: 020 7976 6433
 Fax: 020 7976 6373

English Heritage
 23 Savile Row
 London, W1X 1AB
 Tel: 020 7973 3000

**International Commission on
 Illumination (CIE)**
 Central Bureau
 Kegelgasse 27
 A-1030 Wien, AUSTRIA
 Tel: (001) 431 714 3187
 Fax: (001) 431 713 0838

Lighting Industry Federation (LIF)
 207 Balham High Road,
 London, SW17 7BQ
 Tel: 020 8675 5432
 Fax: 020 8673 5880

Royal Town Planning Institute (RTPI)
 41 Botolph Lane,
 London, EC3R 8DL
 Tel: 020 7636 9107

Society of Light and Lighting
 222 Balham High Road,
 London, SW12 9BS
 Tel: 020 8675 5211,
 Fax: 020 8675 5449

Sports England
 16 Upper Woburn Place
 London, WC1H 0QP
 Tel: 020 7273 1500

The Countryside Agency
 Dacre House, 19 Dacre Street
 London, SW1H 0DH
 Tel: 020 7340 2900
 Fax: 020 7340 2911

© 2000 **The Institution of Lighting Engineers**. Permission is granted to reproduce and distribute this document, subject to the restriction that the *complete* document must be copied, without alteration, addition or deletion.